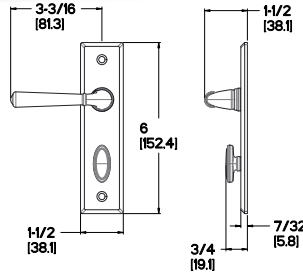


SCREEN DOOR LOCKS



SCREEN DOOR

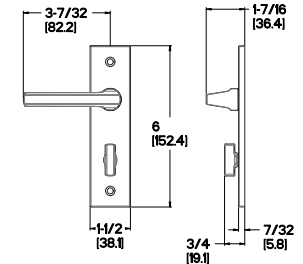
Concord SD004 Passage Set Shown



SET
TRIM

Item #	Description	Wt.	003, 031, 033	044,
			050, 060, 102	055, 056
			112, 150, 151	402, 452
SD004.xxx.PRIV	Concord Privacy Set	\$289		\$319
SD004.xxx.PASS	Concord Passage Set	257		283
SD004.xxx.KNOS	Concord Outside KN	36		40
SD004.xxx.KNIS	Concord inside KN	36		40
SD004.xxx.KTIS	Concord inside KT	59		62

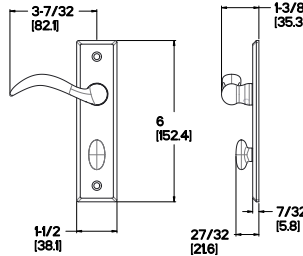
Minneapolis SD005 Privacy Set Shown



SET
TRIM

Item #	Description	Wt.	003, 031, 033	044,
			050, 060, 102	055, 056
			112, 150, 151	402, 452
SD005.xxx.PRIV	Minneapolis Privacy Set	\$289		\$319
SD005.xxx.PASS	Minneapolis Passage Set	257		283
SD005.xxx.KNOS	Minneapolis Outside KN	36		40
SD005.xxx.KNIS	Minneapolis KNIS	36		40
SD005.xxx.KTIS	Minneapolis KTIS	59		62

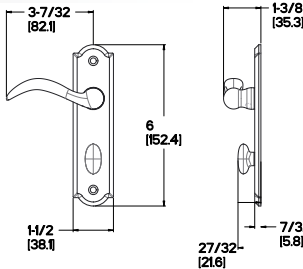

Cody SD015 Passage Set Shown



SET
TRIM

Item #	Description	Wt.	003, 031, 033	044,
			050, 060, 102	055, 056
			112, 150, 151	402, 452
SD015.xxx.PRIV	Cody Privacy Set	\$289		\$319
SD015.xxx.PASS	Cody Passage Set	257		283
SD004.xxx.KNOS	Cody/Condord Outside KN	36		40
SD004.xxx.KNIS	Cody/Condord KNIS	36		40
SD015.xxx.KTIS	Cody KTIS	59		62

Boulder SD016 Passage Set Shown



SET
TRIM

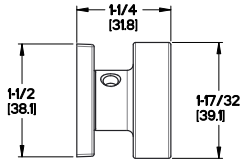
Item #	Description	Wt.	003, 031, 033	044,
			050, 060, 102	055, 056
			112, 150, 151	402, 452
SD016.xxx.PRIV	Boulder Privacy Set	\$289		\$319
SD016.xxx.PASS	Boulder Passage Set	257		283
SD016.xxx.KNOS	Boulder Outside KN	36		40
SD016.xxx.KNIS	Boulder KNIS	36		40
SD016.xxx.KTIS	Boulder KTIS	59		62

SCREEN DOOR
LOCKS

SCREEN DOOR KNOBS / LEVERS

K010 Knob

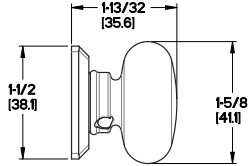
Shown w/ SD005 backplate



Item #	Description	Wt.	003, 031, 033	044,
			050, 060, 102	055, 056
K010.xxx.MR	Minus Roses - Pair		112, 150, 151	402, 452
K010.xxx.IMR	Individual Minus Rose - Half Pair		190, 260, 264	402, 452
			\$65	\$65
			33	36

K011 Knob

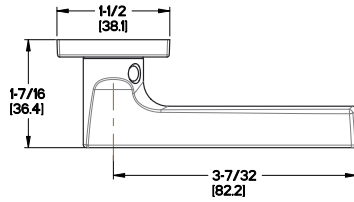
Shown w/ SD004 backplate



Item #	Description	Wt.	003, 031, 033	044,
			050, 060, 102	055, 056
K011.xxx.MR	Minus Roses - Pair		112, 150, 151	402, 452
K011.xxx.IMR	Individual Minus Rose - Half Pair		190, 260, 264	402, 452
			\$65	\$65
			33	36

L026 Lever

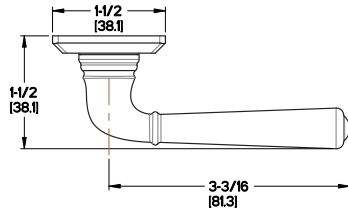
Shown w/ SD005 backplate



Item #	Description	Wt.	003, 031, 033	044,
			050, 060, 102	055, 056
L026.xxx.MR	Minus Roses - Pair		112, 150, 151	402, 452
L026.xxx.RMR (LMR)	Right (Left) Minus Rose - Half Pair		190, 260, 264	402, 452
			\$65	\$65
			33	36

L027 Lever

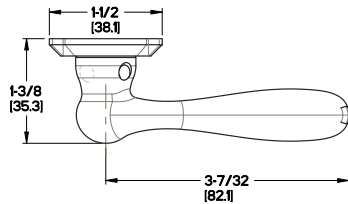
Shown w/ SD004 backplate



Item #	Description	Wt.	003, 031, 033	044,
			050, 060, 102	055, 056
L027.xxx.MR	Minus Rose - Pair		112, 150, 151	402, 452
L027.xxx.RMR (LMR)	Right (Left) Minus Rose - Half Pair		190, 260, 264	402, 452
			\$65	\$65
			33	36

L028 Lever

Shown w/ SD016 backplate



Item #	Description	Wt.	003, 031, 033	044,
			050, 060, 102	055, 056
L028.xxx.MR	Minus Rose - Pair		112, 150, 151	402, 452
L028.xxx.RMR (LMR)	Right (Left) Minus Rose - Half Pair		190, 260, 264	402, 452
			\$65	\$65
			33	36

SCREEN DOOR
LOCKS

8520, 8525 Screen Locks

Item #	Description	Wt.	003, 031, 033	044,
			050, 060, 102	055, 056
			112, 150, 151	402, 452
			190, 260, 264	
8520.xxx	Screen Door - Passage Lock		\$140	\$150
8525.xxx	Screen Door - Private Lock		150	163
8520.xxx.0004	Passage Armored Front			
8525.xxx.0004	Privacy Armored Front		20	10
0508.004	Broached Straight - Spindle		8	

NOTE: 8520 & 8525 include Armored Front and Spindle.

SPECIFICATION

Standardized heavy steel case is smooth, easy to mortise, and assures snug and solid fit in door mortise.

Vital interior working parts are made of brass (non-ferrous) and stainless steel (non-corrosive) for a lifetime of trouble-free operation.

All lock cases are constructed of heavy gauge stainless steel (.060 in / 1.5 mm) non-corrosive material.

BACKSET: 1-1/2"

MINIMUM DOOR THICKNESS: 1-1/8"

MAXIMUM DOOR THICKNESS: 1-3/8"

FACEPLATE: Wrought brass or stainless steel, available in standard finishes.

DEADBOLT: 8525 lock is equipped with a 7/16" (11mm) throw deadbolt with Brass or Stainless Steel that engage strike. Furnished in US4 and 26D finishes depending on faceplate finish.

LATCHBOLT: 8525 AND 8520 locks are equipped with a 3/8" (10mm) throw latchbolt with Brass or Stainless Steel that engage strike. Furnished in US4 and 26D finishes depending on faceplate finish.

HUB: 8520 and 8525 locks include hub with .29" (7mm) hole broached on the diamond.

TURN HUB: 8525 lock include turn hub with .19" (5mm) hole broached on the diamond.

SPACING: Center to center of Turn Hub to Hub of 8525 is 2.25" (57mm).

STRIKE: Wrought brass or stainless steel finished to match. Included with 8520 and 8520 locks.

TEMPLATE: Provided along with install instructions with all locks. Face cutouts are subject to variation. Always review trim requirements before door preparation